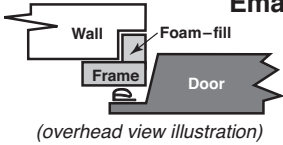




REFRIGERATION HARDWARE SUPPLY CORPORATION

632 Foresight Circle, Grand Junction, CO 81505
Phone: (800) 716-7788 • FAX: (800) 835-6655
Email: colorado@rhsparts.com

9021 Norris Ave., Sun Valley, CA 91352
Phone: (800) 537-8300 • FAX: (800) 833-3515
Email: california@rhsparts.com



CUSTOM WALK-IN DOOR FORM (OFFSET DOOR & FRAME-flush door opening)

FORM 5

ATTENTION: _____ FAX#: _____ From: _____ Quote# _____

Date: _____

Ship to: (If Different)

Firm Name: _____

Name: _____

Street Address: _____

Street Address: _____

City: _____

City: _____

State: _____ Zip: _____

State: _____ Zip: _____

Phone # (_____) _____

Attention to: _____

Fax # (_____) _____

Is the above a residence? Yes No

Email: _____

Is a lift gate required for delivery? Yes No

1) <input type="checkbox"/> Quote	<input type="checkbox"/> Order	Order PO #: _____
2) Number of doors	_____	
3) Measurement of smallest part of <u>existing clear net opening</u>	A = _____ (width)	B = _____ (height)
4) Measurement of largest part of existing door face opening	C = _____ (width)	D = _____ (height)
5) Measurement of depth and width of existing door notch	E = _____ (width)	F = _____ (depth)
6) Measurement of floor height inside the box (4-sided doors only).....	G = _____	
7) Indicate if door is 4-sided or 3-sided (three sided doors will include bottom wiper gasket)	<input type="checkbox"/> 4-sided or <input type="checkbox"/> 3-sided	
8) Metal finish will be:	<input type="checkbox"/> Embossed galvalume	<input type="checkbox"/> Embossed White
	<input type="checkbox"/> Embossed aluminum	<input type="checkbox"/> Stainless steel
9) Which side of door will the hinges be mounted on? (facing door from outside.....)	<input type="checkbox"/> Left	<input type="checkbox"/> Right
10) Door will be used for:	<input type="checkbox"/> Freezer	<input type="checkbox"/> Cooler
11) Include optional door jamb heater (RHS Part# 49-160) (recommended for freezers)	<input type="checkbox"/> Yes	<input type="checkbox"/> No
12) List any special features: _____		

NOTE: Chrome hinges and one non-key locking latch are included standard. This order is based on a standard construction offset door of 1-3/8." **Shipping:** All doors and jambs include crating and are shipped F.O.B. from Sun Valley, Calif. Freight charges are additional. A deposit of 50% of the purchase price may be required with your door order. Contact your RHS sales representative for details.

Signed: _____ Title: _____ Date: _____

I have checked the above information and wish to place this order as shown.

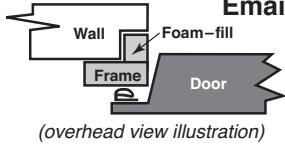


REFRIGERATION HARDWARE SUPPLY CORPORATION

632 Foresight Circle, Grand Junction, CO 81505
 Phone: (800) 716-7788 • FAX: (800) 835-6655
 Email: colorado@rhsparts.com

Copyright 2024 Refrigeration Hardware Supply Corporation

9021 Norris Ave., Sun Valley, CA 91352
 Phone: (800) 537-8300 • FAX: (800) 833-3515
 Email: california@rhsparts.com



**CUSTOM WALK-IN DOOR FORM
 (OFFSET DOOR & FRAME-flush door opening)**

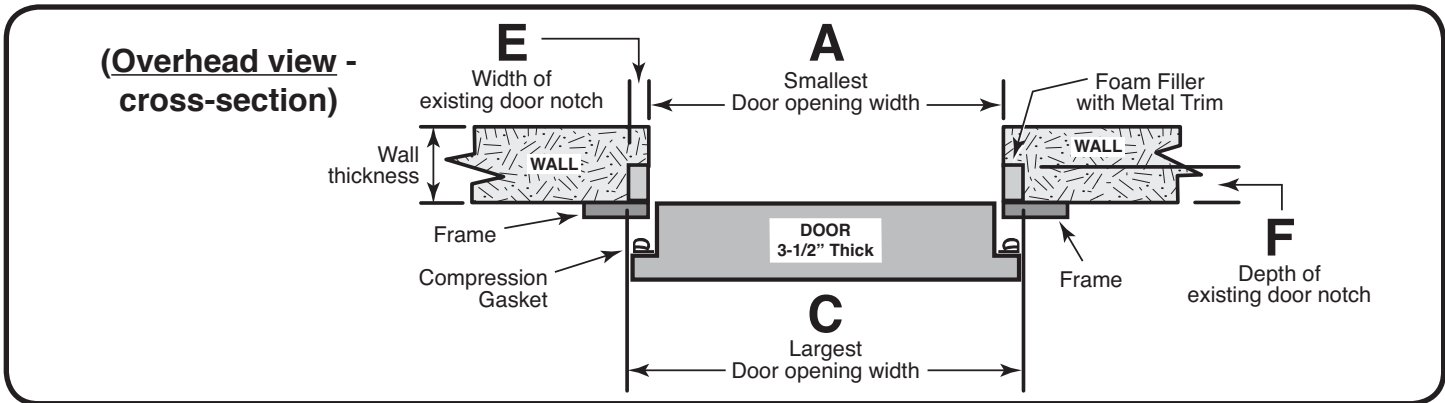
FORM 5

APPROVED BY _____

PO NUMBER _____

QUOTE NUMBER _____

DATE _____

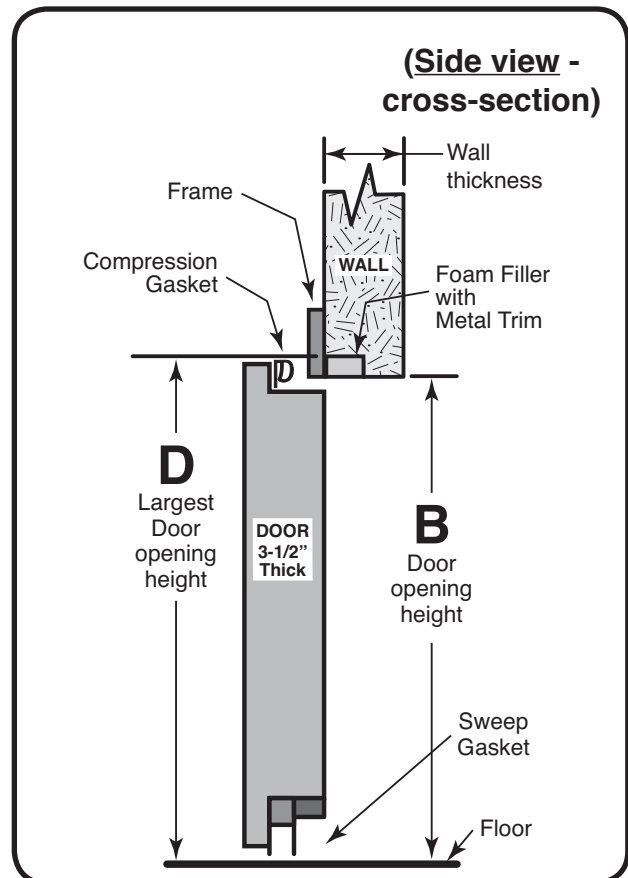


Please provide **DOOR OPENING** measurements.
 Do **NOT** provide door measurements.

TYPICAL 3-SIDED OFFSET DOOR & JAMB WITH FRAME FOR FLUSH OPENING

- A = _____ Door opening width (Smallest part)
- B = _____ Door opening height (Smallest part)
- C = _____ Door opening width (Largest part)
- D = _____ Door opening height (Largest part)
- E = _____ Existing door notch width
- F = _____ Existing door notch depth

Note: Standard door thickness is 3-1/2"



Please include this information with
 Offset Walk-In Door & Frame for Flush Opening
 Order Form F-145, pg. 1

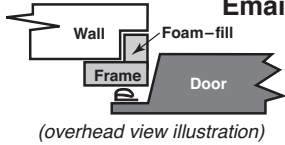


REFRIGERATION HARDWARE SUPPLY CORPORATION

632 Foresight Circle, Grand Junction, CO 81505
 Phone: (800) 716-7788 • FAX: (800) 835-6655
 Email: colorado@rhsparts.com

Copyright 2024 Refrigeration Hardware Supply Corporation

9021 Norris Ave., Sun Valley, CA 91352
 Phone: (800) 537-8300 • FAX: (800) 833-3515
 Email: california@rhsparts.com



**CUSTOM WALK-IN DOOR FORM
 (OFFSET DOOR & FRAME-flush door opening)**

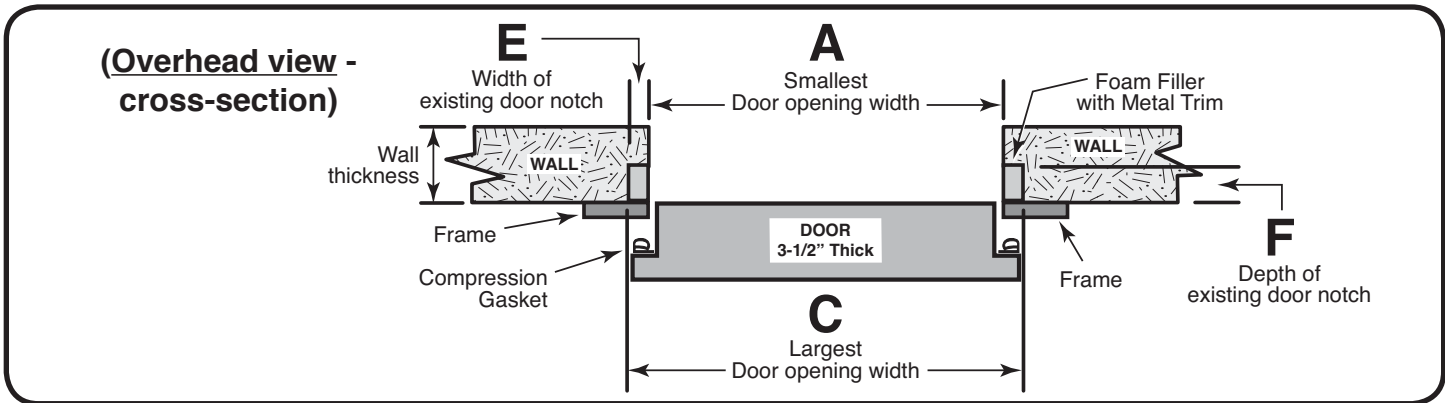
FORM 5

APPROVED BY _____

PO NUMBER _____

QUOTE NUMBER _____

DATE _____

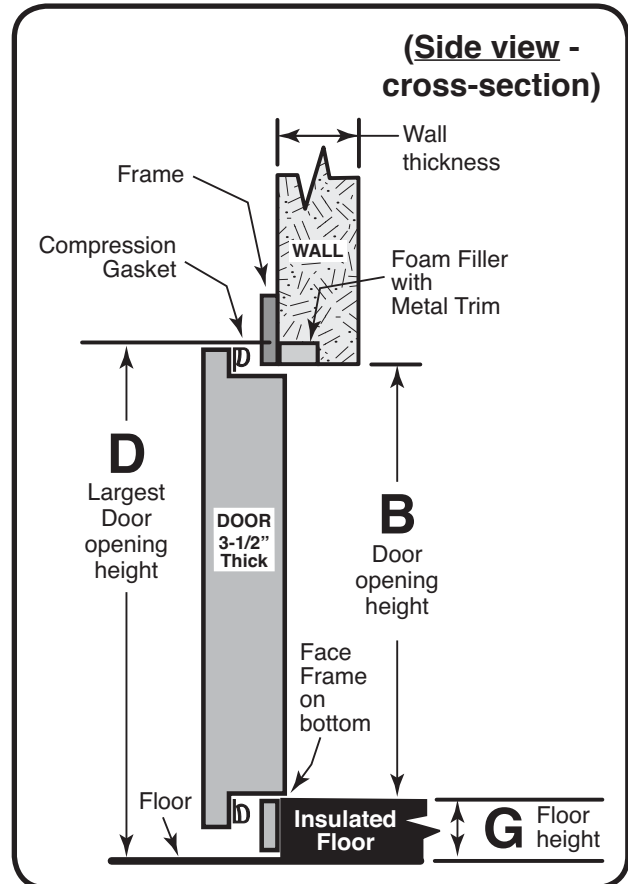


Please provide **DOOR OPENING** measurements.
 Do **NOT** provide door measurements.

**TYPICAL 4-SIDED OFFSET DOOR
 & JAMB WITH FRAME
 FOR FLUSH OPENING**

- A = _____ Door opening width
(Smallest part)
- B = _____ Door opening height
(Smallest part)
- C = _____ Door opening width
(Largest part)
- D = _____ Door opening height
(Largest part)
- E = _____ Existing door notch width
- F = _____ Existing door notch depth
- G = _____ Floor height

Note: Standard door thickness is 3-1/2"



Please include this information with
Offset Walk-In Door & Frame for Flush Opening
 Order Form F-145, pg. 1



REFRIGERATION HARDWARE SUPPLY CORPORATION

632 Foresight Circle, Grand Junction, CO 81505

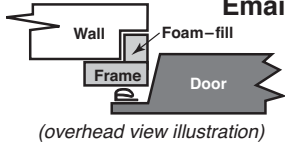
Phone: (800) 716-7788 • FAX: (800) 835-6655

Email: colorado@rhsparts.com

9021 Norris Ave., Sun Valley, CA 91352

Phone: (800) 537-8300 • FAX: (800) 833-3515

Email: california@rhsparts.com



CUSTOM WALK-IN DOOR FORM (OFFSET DOOR & FRAME-flush door opening)

FORM 5

FINISHED DOOR OPENING

Please Use This Illustration to Answer Question #2
Offset Walk-in Door Order Form F-145 pg 1.

